

**KHSAA TITLE IX
ANNUAL REPORT SUBMISSION
STATUS REPORT
2010-2011**

KHSAA
Form T65
Revised
3/2011

TO: KHSAA Member School Superintendents, Principals, and Athletic Directors

FROM: Julian Tackett, Commissioner
Darren Bilberry, Assistant Commissioner

DATE: May 13, 2011

School	Paducah Tilghman	Reviewed by	Gary W. Lawson
--------	------------------	-------------	----------------

The following is a status report regarding the required 2010 - 2011 Title IX Annual Report submission of forms due into the KHSAA office by April 15, 2011. Appropriate KHSAA Audit Team personnel have reviewed these forms and the following is a summary of this review.

I. Checklist of Forms properly submitted in a satisfactory manner:

x	GE 19 (Annual Verification)	x	T-35 (Budget Expenses)
x	T-1 (Summary Program Chart 1)	x	T-36 (Budget Expenses)
x	T-2 (Summary Program Chart 2)	x	T-41 (Checklist – Overall Interscholastic Program)
x	T-3 (Summary Program Chart 3)	x	T-60 (Corrective Action Plan)
x	T-4 (Summary Program Chart 4)	n/a	T-63 (Interscholastic Survey Results)

II. Status

A.	x	2010– 2011 Forms are satisfactory and no further information or action is necessary at this time.
B.		Errors have been noted with respect to the following forms:
C.		The following forms were omitted and must be submitted by school representatives:
D.	x	According to the 2010-2011 data, the school appears to be meeting the standards established in: <input type="checkbox"/> Test 1 (Athletic participation is proportionate to enrollment) <input type="checkbox"/> Test 2 (History and continuing practice of program expansion) <input checked="" type="checkbox"/> Test 3 (Full and effective accommodation of interests and abilities)
E.	x	Other Recommendation and Comments: The responses on the T-3 form indicate that the standard established in test #3 for provision of athletic opportunities is currently being met. The school sponsors all K.H.S.A.A. sanctioned sports for girls at the varsity level. A total of 23 team opportunities are offered for both male and female participation. In the benefits area, total athletic spending appears to currently favor the female athletes.

KHSAA Emailer

select ademail as email_address,school as email_name from KHSAA_Schools,KHSAA.KHSAA_new_email_checked_schools where KHSAA_Schools.id=KHSAA.KHSAA_new_email_checked_schools.id AND KHSAA_new_email_checked_schools.user="dbilberry@khsaa.org" AND member="T" and (ademail is not null and ademail <> "") order by school

select prinemail as email_address,school as email_name from KHSAA_Schools,KHSAA.KHSAA_new_email_checked_schools where KHSAA_Schools.id=KHSAA.KHSAA_new_email_checked_schools.id AND KHSAA_new_email_checked_schools.user="dbilberry@khsaa.org" AND member="T" and (prinemail is not null and prinemail <> "") order by school

select superemail as email_address,school as email_name from KHSAA_Schools,KHSAA.KHSAA_new_email_checked_schools where KHSAA_Schools.id=KHSAA.KHSAA_new_email_checked_schools.id AND KHSAA_new_email_checked_schools.user="dbilberry@khsaa.org" AND member="T" and (superemail is not null and superemail <> "") order by school

- Below is a simulation of how your email will appear.
- You can manually modify the list of addressees in the "To:" box by deleting undesired addressees or adding new ones, one per line.
- You can modify the email subject in the "Subject:" box.
- When you're ready to send your email press the "Send" button. Do not close your browser window while emails are being sent.

From:	"Darren Bilberry, KHSAA" <dbilberry@khsaa.org>
To:	"Paducah Tilghman" <dwayne.wall@paducah.kyschools.us> "Paducah Tilghman" <art.davis@paducah.kyschools.us> "Paducah Tilghman" <randy.greene@paducah.kyschools.us> gkboomers@hotmail.com
Subject:	Paducah-Tilghman 2010-2011 Title IX Annual Report S
<input type="button" value="Send Email"/>	
<p>Enclosed please find a copy of Form T-65, the <u>2010-2011 KHSAA Title IX Annual Submission Status Report</u>. In addition, you may find an attachment with corrected copies of the forms submitted by your school personnel.</p> <p>Also, KHSAA Audit Team Members may have requested the resubmission of some of the 2010-2011 Annual Report Forms or need additional information on your athletic programs. Please submit this information by the date requested if this is applicable. Copies of all KHSAA Title IX documents must be kept current and included in your permanent Title IX File at the school. All documents are subject to Open Records Requests.</p> <p>Should you need any further information, please do not hesitate to contact the appropriate Title IX Auditor listed on the T-65 form or Darren Bilberry at anytime. Thank You.</p>	

• **attachment; filename="Paducah Tilghman.doc"**
 Copyright © 2001-2011 Kentucky High School Athletic Association (KHSAA), all rights reserved
 This page is for the exclusive use of the KHSAA. Other use is strictly prohibited. Usage is monitored

Email Messages

(Page 8 of 14)

Date: Tue, 07 Jun 2011 15:51:17 -0400
From: DBILBERRY (Darren Bilberry, KHSAA)
To: composed_email@khsaa.org
Reply-to: dbilberry@khsaa.org
Subject: Paducah-Tilghman 2010-2011 Title IX Annual Report Status Report

Attachment: Paducah Tilghman.doc

Enclosed please find a copy of Form T-65, the 2010-2011 KHSAA Title IX Annual Submission Status Report. In addition, you may find an attachment with corrected copies of the forms submitted by your school personnel.

Also, KHSAA Audit Team Members may have requested the resubmission of some of the 2010-2011 Annual Report Forms or need additional information on your athletic programs. Please submit this information by the date requested if this is applicable. Copies of all KHSAA Title IX documents must be kept current and included in your permanent Title IX File at the school. All documents are subject to Open Records Requests.

Should you need any further information, please do not hesitate to contact the appropriate Title IX Auditor listed on the T-65 form or Darren Bilberry at anytime. Thank You.



**KENTUCKY HIGH SCHOOL ATHLETIC ASSOCIATION
2010-2011 ANNUAL VERIFICATION OF TITLE IX
PROCEDURES**

KHSAA Form GE19
Rev. 10/10

APR 18 2011

(To be submitted by April 15, 2011 along with other required forms)

Paducah Tilghman _____ High School, Paducah _____ Kentucky
(Name of High School) (City)

certifies to the Kentucky High School Athletic Association that the following is an accurate and true representation of the facts surrounding compliance with 20 U.S.C. Sections 1681-1688, et. Seq. (also known as Title IX). I certify the following provisions in accordance with records at the school contained in the permanent Title IX file, at least one copy of which must be maintained in the Principal's office, and to the best of my knowledge have completed the following tasks:

I. Established a gender equity committee at the high school. (List committee personnel and provide attachment if necessary)

Name	Address	Phone	Title (Supt., Principal, Student, Parent, Coach, Etc.)
Tom Ballowe	P.O. Box 2550 800 Caldwell St.	270-444-5600	Director of Special Programs
Troy Brock	P.O. Box 2550 800 Caldwell St.	270-444-5600	Director of Pupil Personnel
Arthur Davis	2400 Washington Street	270-444-5650	Principal
Dwayne E. Wall	2400 Washington Street	270-444-5650	Athletic Director
Lynn Flowers	2400 Washington Street	270-444-5650	Parent
Mike Holland	2400 Washington Street	270-444-5650	Teacher
Sydney Flowers	2400 Washington Street	270-444-5650	Student

II. Scheduled a minimum of three meetings during the 2010-2011 school year on the following dates:

September 30, 2010
January 31, 2011
March 30, 2011

III. Designated the following person(s) as the Title IX coordinator for the school:


Name	Title	Address	Phone
Dwayne E. Wall	Athletic Director	2400 Washington Street	270-444-5650

IV. Designated the following person(s) as the Title IX coordinator for the district:


Name	Title	Address	Phone
Tom Ballowe	P.O. Box 2550 800 Caldwell St.	270-444-5600	Director of Special Programs

School personnel are continuing to make periodic reviews of the boys' and girls' athletics program reflected in the Corrective Action Plan.

In addition to the above information, the above referenced school maintains a complete permanent file relative to Title IX records, including copies of the self-assessment audit, all corrective action plans, and other related materials.




 Principal's Signature



 Superintendent Signature

4/15/11

 Date


 School Board Chairpersons' Signature

(Send original copy to KHSAA - Maintain duplicate in Title IX school folder)



2010-2011
ACCOMMODATION OF INTERESTS AND ABILITIES
SUMMARY PROGRAM CHART (Form T-1)

KHSAA Form T1
Rev. 10/10

MAY 10 2011

Participation Opportunities: Test One - Proportionality

		(Column 1)	(Column 2)	(Column 3)	(Column 4)
	Program	Enrollment	Percentage of Total Enrollment	Number of Interscholastic Participants (double and triple count)	Percentage of Total Participation
Row 1	GIRLS	382	48.5%	182	36%
Row 2	BOYS	405	51.5%	328	64%
Row 3	Totals	787	100%	470	100%

Instructions:

*Number of 8th grade students & below used in Column 3 and Column 4 calculations: 78

- 1) Determine the total number of girls enrolled, (place in Row 1, Column 1). Determine the total number of boys enrolled, (place in Row 2, Column 1).
- 2) Add the total number of girls and boys enrolled to determine total enrollment, (place in Row 3, Column 1).
- 3) Calculate the percentage of total enrollment that is female. (Divide Row 1, Column 1 by Row 3, Column 1 and place in Row 1, Column 2.) Calculate the percentage of total enrollment that is male. (Divide Row 2, Column 1 by Row 3, Column 1 and place in Row 2, Column 2.) Note: Row 1, Column 2 plus Row 2, Column 2 should total 100%.
- 4) Ask coaches to confirm the names of those individuals who are on the team as of the first **date of regular season competition**, and cross out the names of those who were cut from the team or quit the team prior to the first regular season competitive event. Determine the total number of interscholastic athletics participants that are girls, (and place in Row 1, Column 3). In order to determine the total number of athletics participants, an individual should be counted each time he or she participates on a team. For example, if Jane Doe competes on the varsity volleyball team, the junior varsity volleyball team, the junior varsity basketball team, and the varsity softball team, she should be counted as four participants (**do not include club or intramural sports participants, cheerleaders, dance teams, or pom squads**). Calculate the same way for boys and girls. * In addition, should 8th grade students and below play on a Freshman, Junior Varsity, or Varsity team, they should also be counted for each team and sport on which they participate. If applicable, please asterisk in the above notation as to how many 8th grade students & below are included in the totals.
Using the same procedure, determine the total number of interscholastic athletic participants that are boys, (and place in Row 2, Column 3). Add Row 1, Column 3 plus Row 2, Column 3 to get total participants and place in Row 3, Column 3.
- 5) Calculate the percentage of female participation. (Row 1, Column 3 divided by Row 3, Column 3 and place in Row 1, Column 4.) Calculate the percentage of male participation. (Row 2, Column 3 divided by Row 3, Column 3 and place in Row 2, Column 4.) Note: Row 1, Column 4 plus Row 2, Column 4 should total 100%.

Note: While being within three percent is not a formal compliance standard, if the percent listed in Row 1, Column 4 is within 3% of Row 1, Column 2, then it provides a good target within which compliance is likely.

Principal's Signature: Ad Jan Date: 5/3/2011



**2010-2011
ACCOMMODATION OF INTERESTS AND ABILITIES
SUMMARY PROGRAM CHART (FORM T-2)
PARTICIPATION OPPORTUNITIES: TEST TWO - PROGRAM
EXPANSION**

		Column 1	Column 2	Column 3	Column 4	Column 5
Program		Number of Teams Currently Offered	Number of Participants	Number of Teams Added Since the beginning of the 2006-2007 School Year	Current Number of Participants for the 2010-2011 school year who are playing on teams added since the 2006-2007 School Year	Percent of Total Participation By Sex Added Since the beginning of the 2006-2007 School Year
GIRLS	Row 1	varsity:	10	102	0	0
	Row 2	j.v.:	10	65	0	0
	Row 3	frosh:	3	15	0	0
	Row 4	total:	23	182	0	0%
BOYS	Row 5	varsity:	10	180	0	0
	Row 6	j.v.:	10	123	0	0
	Row 7	frosh:	2	25	0	0
	Row 8	total:	22	328	0	0%

- 1) For Column 1, list the number of interscholastic teams offered for girls and boys at each competitive level (varsity, junior varsity, and freshman). For girls, total each of the entries in Rows 1, 2, and 3 into Row 4. For boys, total Rows 5, 6, and 7 into Row 8.
- 2) For Column 2, list the number of participants at each level. For girls, total each of the entries in Rows 1, 2, and 3 into Row 4. For boys, total Rows 5, 6, and 7 into Row 8. Note: The totals in Row 4 for girls and in Row 8 for boys must be the same as the totals in Form T-1, Column 3, Rows 1 and 2 respectively.
- 3) For Column 3, list the number of interscholastic teams that have been added in the last five years at each competitive level. Count each team added during the 5 year period only one time. e.g. Girl's junior varsity soccer was added 3 years ago, count the team only once, not 3 times. For girls, total the entries in Rows 1, 2, and 3 into Row 4. For boys, total Rows 5, 6, and 7 into Row 8.
- 4) For Column 4, list the number of participants that are currently on each level of the teams that were added in the last five years. If a team was added previously but no longer exists, there are no current participants to be added for that team. For girls, total the entries in Rows 1, 2, and 3 into Row 4. For boys, total Rows 5, 6, and 7 into Row 8.
- 5) For Column 5, calculate the percentage of participants that have been added in the last five years. For girls, take the number in Column 4, Row 4 and divide by the number in Column 2, Row 4. For boys, take the number in Column 4, Row 8 and divide it by the number in Column 2, Row 8.
- 6) **Note: If the percentage of current participants added in the last five years is 25% or greater for the underrepresented sex (most likely girls), compliance with Test Two may be possible. If less than 25%, then compliance with Test Three should be analyzed. CAUTION: 25% is not a formal compliance standard.**

Principal's Signature: A. J. Davis

Date: 5/3/2011



**2010-2011
ACCOMMODATION OF INTERESTS AND ABILITIES
SUMMARY PROGRAM CHART (FORM T-3)**

KHSAA Form T3
Rev. 10/10

Participation Opportunities Test Three Full Accommodation

FOR ANY QUESTION ANSWERED "YES" IDENTIFY THE RESPECTIVE SPORT(S).

	GIRLS (Yes / No)		BOYS (Yes / No)
1. Based on the responses from your most recent student survey, is there sufficient interest to form a viable interscholastic team for a sport not currently offered? If yes, what sport?	No		No
2. For a sport not currently offered at the varsity level, is there sufficient interest based on your most recent Student Interest Survey to form a viable team for an interscholastic freshman team or junior varsity team?	No		No
3. For a sport currently offered at the interscholastic Junior Varsity or freshmen level, is there sufficient interest, based on your most recent Student Interest Survey, to form a varsity team?	No		No
4. If you answered YES to question (1), (2), or (3), are there enough high schools in the geographic area offering the sport (at the appropriate level) to allow for the development of a reasonable schedule of competition?	No		No
5. If you answered YES to question (1), (2), (3), or (4), are there enough high schools in the geographic area offering the sport (at the appropriate level) to allow for the development of a reasonable schedule of competition?	No		No

Remember, test three – full accommodation means addressing the unmet interest of the underrepresented sex (most likely girls), not the overrepresented sex (most likely boys).

Plans to Address Interest:

The survey was completed during the 2009 -2010 school year. I will conduct the next survey during the 2011-2012 school year.

Principal's Signature:  Date: 4/15/11



2010-2011
ACCOMMODATION OF INTERESTS AND ABILITIES
SUMMARY PROGRAM CHART (FORM T-4)

KHSAA Form T4
Rev. 10/10

Levels of Competition Test One

		Column 1	Column 2	Column 3
Girls	Team Levels	Number of Teams Currently Offered	Number of Participants	Percentage of Participants at Each Level
Row 1	varsity:	10	102	56%
Row 2	j.v.:	10	65	36%
Row 3	frosh:	3	15	8%
Row 4	total:		182	100%
Boys				
Row 5	varsity:	10	180	55%
Row 6	j.v.:	10	123	38%
Row 7	frosh:	2	25	7%
Row 8	total:		328	100%

- 1) Column 1, list the number of interscholastic teams offered for girls and boys at each competitive level; varsity, junior varsity, and freshman. (Refer to Form T-2, Accommodation of Interests and Abilities, Summary Program Chart 2, Column 1.)
- 2) For Column 2, list the number of participants at each level. For girls, total the entries in Rows 1, 2, and 3 into Row 4. For boys, total the entries in Rows 5, 6, and 7 into Row 8. (Refer to Form T-2, Accommodation of Interests and Abilities, Summary Program Chart 2, Column 2.)
- 3) For Column 3, calculate the percentage of female and male participants at each level.
For girls' varsity, junior varsity, and frosh, respectively:
 - Divide Column 2, Row 1 by Column 2, Row 4, and place the percentage in Column 3, Row 1
 - Divide Column 2, Row 2 by Column 2, Row 4, and place the percentage in Column 3, Row 2.
 - Divide Column 2, Row 3 by Column 2, Row 4, and place the percentage in Column 3, Row 3.For boys' varsity, junior varsity, and frosh, respectively:
 - Divide Column 2, Row 5 by Column 2, Row 8, and place the percentage in Column 3, Row 5.
 - Divide Column 2, Row 6 by Column 2, Row 8, and place the percentage in Column 3, Row 6.
 - Divide Column 2, Row 7 by Column 2, Row 8, and place the percentage in Column 3, Row 7.

Principal's Signature: _____

Date: _____

Art Davis

5/3/2011



**2010-2011
ACTUAL EXPENDITURES - PROGRAM COMPARISON CHART 1 -(FORM T-35)
TO INCLUDE BOOSTER CLUB FUNDING**

KHSAA Form T-35
REV. 10/10

Sports	Equipment and Supplies		Travel		Awards		Coaches' salaries (to include supplemental and extended employment; dollar amount required)			Facilities Improvements		Publications (if sport-specific)	
	School	Booster	School	Booster	School	Booster	School	# Coaches for all levels / # Teams for all levels	School	Booster	School	Booster	
G basketball	6038	0	6098	0	248	0	20700	4 3	500000	0	0	0	0
B basketball	6249	90	10990	0	247	400	20700	5 3	500000	0	0	0	0
G softball	4848	0	408	0	0	0	6750	2 2	52000	0	0	0	0
B baseball	1684	0	386	0	0	854	6750	2 2	0	0	0	0	0
G cross country	153	0	600	0	0	0	3000	1 1	0	0	0	0	0
B cross country	153	0	600	0	0	0	3000	1 1	0	0	0	0	0
G golf	143	343	607	0	0	68	3000	1 1	0	0	0	0	25
B golf	143	369	607	0	0	68	3000	1 1	0	0	0	0	25
G soccer	0	3010	207	0	0	1831	10200	2 2	0	0	0	0	0
B soccer	723	4451	338	0	0	1831	10200	2 2	0	0	0	0	0
G swimming	0	0	315	0	0	0	1250	1 1	0	0	0	0	0
B swimming	0	0	315	0	0	0	1250	1 1	0	0	0	0	0

1. Total expenditures on T-35 and T-36 on the 2010-2011 year report due by April 15, 2011 of each school year, should reflect the total monies spent (rounded off to nearest dollar) for the entire school year of 2009-2010 ending June 30, 2010.

2. Booster Club Funding/Contributions must be included in the above expenditures total. (Note: It is illegal for coaches to be paid by Booster Clubs - Reference KHSAA Bylaw 27)

Principal's Signature: [Signature]

Date: 4/15/11



**2010-2011
ACTUAL EXPENDITURES - PROGRAM COMPARISON CHART 2 - (Form T36)
TO INCLUDE BOOSTER CLUB FUNDING**

KHSAA Form T36
REV. 10/10

Sports	Equipment and supplies		Travel		Awards		Coaches' salaries (to include supplemental and extended employment; dollar amount required)		Facilities improvements		Publications (if sport-specific)	
	Expenditures		Expenditures		Expenditures		Expenditures		Expenditures		Expenditures	
	School	Booster	School	Booster	School	Booster	School	# Coaches for all levels / # Teams for all levels	School	Booster	School	Booster
G track	485	0	1689	0	0	0	10500	3 1	0	0	0	0
B track	771	0	3450	0	0	0	10500	3 2	0	0	0	0
G tennis	66	1548	860	1000	0	179	8750	2 2	0	0	0	0
B tennis	66	1548	860	1000	0	179	8750	2 2	0	0	0	0
G volleyball	3119	0	1900	0	0	0	5750	2 3	500000	0	0	0
B wrestling	2053	0	7200	0	0	0	6000	2 2	0	0	0	0
G	0	0	0	0	0	0	0	0 0	0	0	0	0
B football	17495	0	15900	0	0	0	33000	9 3	0	0	0	0
G	0	0	0	0	0	0	0	0 0	0	0	0	0
B	0	0	0	0	0	0	0	0 0	0	0	0	0

1. Total expenditures on T-35 and T-36 on the 2010-2011 year report due by April 15, 2011, should reflect the total monies spent (rounded off to nearest dollar) for the entire school year of 2009-2010 ending June 30, 2010.

2. Booster Club Funding/Contributions must be included in the above expenditures totals. Indicate percentage of total expenditures for each gender. (If disparities are obvious, list on your Corrective Action Plan (T-60) what action you will take to correct the problem.)

Gender	Expenditures	Percentage
Boys	\$ 684,186	37.1%
Girls	\$ 1,157,689	62.9%
Total:	\$ 1,841,875	100%

Principal's Signature:

Date: 4/15/11



2010-2011 KHSAA TITLE IX ATHLETICS AUDIT (Form T-41)
Checklist - Overall Interscholastic Athletics Program

KHSAA Form T41
Rev. 10/10

DIRECTIONS:

For the Areas of Compliance (Opportunities and Benefits) listed on the left hand side of the page, place a checkmark under the appropriate column identifying whether your school provided an advantage to the Girls' Program, or to the Boys' Program or to Neither Program. A review of T-35 and T-36 spending patterns might be helpful in completing this form.

Areas of Compliance:	ADVANTAGE TO:		
	GIRLS' PROGRAM	BOYS' PROGRAM	NEITHER PROGRAM
OPPORTUNITIES			
Accommodation of Interest and Abilities			X
BENEFITS			
Equipment and Supplies			X
Scheduling of Games and Practice Time			X
Travel and Per Diem Allowances			X
Coaching			X
Locker Rooms, Practice and Competitive Facilities			X
Medical and Training Facilities and Services			X
Publicity			X
Support Services			X
Housing and Dining			X
Tutoring			X
Athletic Scholarships			X

If an advantage/inequity is indicated, corrective action should be shown on the Corrective Action Plan, Form T-60.

Principal's Signature: 

Date: 4/15/11



SCHOOL NAME - Paducah Tilghman

**2010-2011 TITLE IX
CORRECTIVE ACTION PLAN
(FORM T-60)**

DIRECTIONS:

- For Column 1, indicate the intended area (Opportunities or Benefits) which needs corrective action in order to achieve gender equity. For Column 2, write the suggested change or activities that will correct the area in need of alteration. For Column 3, include the estimated completion date for the changes or activities.
- It is possible to attain compliance with Title IX and no longer need "corrective" action. However, the KHSAA strongly encourages compliant schools to identify items for improvement (Column 1), activities to accomplish the improvement (Column 2) and a timetable for completion (Column 3) that will strengthen the athletic program.
- You may copy this form as needed. Please attach corrective action plans along with audit forms and submit by April 15, 2011.

COLUMN 1	COLUMN 2	COLUMN 3
SPECIFIC ITEM FOR CORRECTION/ IMPROVEMENT	PLAN FOR SUGGESTED CHANGE	START DATE AND COMPLETION DATE OF CORRECTIVE ACTION
To raise the participation of Girls in the Junior Varsity and Freshman Levels.	To have open gym or Intramural programs during the summer for the girls.	June 1, 2011 thru May 31, 2012

Principal's Signature: Ad Davis

Date: 5/3/2011



KENTUCKY HIGH SCHOOL ATHLETIC ASSOCIATION ANNUAL INTERSCHOLASTIC ATHLETICS PARTICIPATION LIST

KHSAA Form GE03
Rev. 04/07

A. School	Paducah Tilghman	
B. School Year	2010 - 2011	
C. Total Varsity Athletes plus cheerleading participants (grand total of column 6 for all pages)		256
D. Total Non-Varsity Athletes (grade 9-12, grand total of column 7 of all pages)		136
E. Total below Grade 9 who played varsity (grand total of column 8 of all pages)		26
F. Total below Grade 9 who played non-varsity (grand total of column 9 of all pages)		52

(1) Name of Student (First Last or Last, First)	(2) Birth Date MM/DD/YYYY	(3) Sex M or F	(4) Current Class in School	(5) School Year of First Promotion from Grade Eight	(6) This grade 9- 12 student's highest participation level this year in any sport was the varsity level ("X") or in cheer at any level ("C")	(7) This grade 9- 12 student's highest level of participation in any sport this year was the non- varsity level ("X")	(8) This below grade 9 student's highest level of participation in any sport this year was the varsity level ("X")	(9) This below grade 9 student's highest level of participation in any sport this year was the non- varsity level ("X")
Shannon, Andee	9/15/1993	F	12	2007-08	X			
Smith, Chandler	3/22/1994	F	11	2009-10	X			
Carner, Olivia	2/11/1994	F	11	2009-10	X			
Jones, Erin	4/12/1994	F	11	2009-10	X			
Potter, Victoria	5/01/1995	F	10	2008-09	X			
Hines, Margaret	4/26/1995	F	10	2008-09	X			
Morris, Madeleine	7/23/1995	F	10	2008-09	X			
Morris, Meredith	7/23/1995	F	10	2008-09	X			
Black, Kirby	6/08/1995	F	10	2008-09	X			
Grant, Aleja	8/06/1997	F	8	-			X	
Wiggins, Lydia	02/22/1995	F	10	2008-09	X			
Wiggins, Elizabeth	02/20/1997	F	8	-			X	
Criner, Caroline	02/09/1998	F	7	-			X	
Newtown, Miranda	11/29/2000	F	4	-			X	
Taylor, Ali	01/01/1994	F	11	2009-10	X			
Taylor, Alexis	01/01/1994	F	11	2009-10	X			
Taylor, Jennifer	07/18/1994	F	11	2007-08	X			
Morris, Maddie	07/23/1995	F	10	2008-09	X			
Morris, Meredith	07/23/1995	F	10	2008-09	X			
Paxton, Katie	10/26/1994	F	10	2008-09	X			
Guthrie, Taylor	06/28/1995	F	10	2009-10	X			
Cantwell, Megan	12/14/1994	F	10	2009-10	X			
Brown, Chelsie	10/09/1994	F	10	2009-10	X			
Hodge, Ja'lynn	7/11/1995	F	10	2008-09		X		
Torbett, Caylan	06/24/1996	F	9	2010-11	X			
Column Totals for this page					20	1	4	0

[Handwritten Signature]

Authorized Signature

4/15/11
Date



KENTUCKY HIGH SCHOOL ATHLETIC ASSOCIATION ANNUAL INTERSCHOLASTIC ATHLETICS PARTICIPATION LIST

KHSAA Form GE03
Rev. 04/07

A. School	Paducah Tilghman	
B. School Year	2010 - 2011	
C. Total Varsity Athletes plus cheerleading participants (grand total of column 6 for all pages)		256
D. Total Non-Varsity Athletes (grade 9-12, grand total of column 7 of all pages)		136
E. Total below Grade 9 who played varsity (grand total of column 8 of all pages)		26
F. Total below Grade 9 who played non-varsity (grand total of column 9 of all pages)		52

(1) Name of Student (First Last or Last, First)	(2) Birth Date MM/DD/YYYY	(3) Sex M or F	(4) Current Class in School	(5) School Year of First Promotion from Grade Eight	(6) This grade 9- 12 student's highest participation level this year in any sport was the varsity level ("X") or in cheer at any level ("C")	(7) This grade 9- 12 student's highest level of participation in any sport this year was the non- varsity level ("X")	(8) This below grade 9 student's highest level of participation in any sport this year was the varsity level ("X")	(9) This below grade 9 student's highest level of participation in any sport this year was the non- varsity level ("X")
Ybarzabal, Maddie	03/23/1999	F	6	-			X	
Howard, Sarah	3/04/1994	F	11	2008-09		X		
Thomas, Haley	8/01/1994	F	11	2008-09		X		
Tucker, Javelin	2/12/1994	F	11	2008-09		X		
Jones, Kayla	9/13/1994	F	11	2008-09		X		
Hines, Margaret	04/26/1995	F	10	2009-10	X			
Wallace, Sarah	03/04/1995	F	10	2009-10	X			
Holt, Kenya	12/06/1994	F	10	2009-10		X		
Bowan, Mikala	04/19/1995	F	10	2009-10	X			
Ash, Alexis	04/03/1996	F	9	2010-10	X			
Merriel, Chantel	7/20/1995	F	9	2010-10		X		
Martinez, Yasmine	09/26/1996	F	9	2010-10	X			
Johnson, Brooke	05/06/1996	F	9	2010-10	X			
Reid, Lareesa	01/21/1995	F	9	2010-10	X			
Dulceak, Kelsie	2/11/1996	F	9	2010-10		X		
Thomas, Keyera	6/08/1994	F	8	-				X
Lynn, Valencia	4/01/1997	F	8	-				X
Perry, Brennah	12/10/1997	F	7	-				X
Lynn, McKenzie	12/08/1998	F	6	-				X
Ladd, Katie	8/04/1998	F	6	-				X
Hahn, Emily	2/06/1999	F	6	-				X
Meiners, Caroline	7/01/1998	F	6	-				X
Tanner, Jacy	2/10/1999	F	6	-				X
Wahl, Tara	2/10/1999	F	6	-				X
Column Totals for this page					7	7	1	9

[Handwritten Signature]

Authorized Signature

4/15/11
Date



KENTUCKY HIGH SCHOOL ATHLETIC ASSOCIATION ANNUAL INTERSCHOLASTIC ATHLETICS PARTICIPATION LIST

KHSAA Form GE03
Rev. 04/07

A. School	Paducah Tilghman		
B. School Year	2010 - 2011		
C. Total Varsity Athletes plus cheerleading participants (grand total of column 6 for all pages)		256	
D. Total Non-Varsity Athletes (grade 9-12, grand total of column 7 of all pages)		136	
E. Total below Grade 9 who played varsity (grand total of column 8 of all pages)		26	
F. Total below Grade 9 who played non-varsity (grand total of column 9 of all pages)		52	

(1) Name of Student (First Last or Last, First)	(2) Birth Date MM/DD/YYYY	(3) Sex M or F	(4) Current Class in School	(5) School Year of First Promotion from Grade Eight	(6) This grade 9- 12 student's highest participation level this year in any sport was the varsity level ("X") or in cheer at any level ("C")	(7) This grade 9- 12 student's highest level of participation in any sport this year was the non- varsity level ("X")	(8) This below grade 9 student's highest level of participation in any sport this year was the varsity level ("X")	(9) This below grade 9 student's highest level of participation in any sport this year was the non- varsity level ("X")
Black, Kirby	6/08/1995	F	10	2009-10	X			
Washer, Caroline	1/26/1995	F	10	2009-10	X			
Hawkins, Courtney	10/01/1993	F	11	2008-09	X			
Miller, Catherine	12/01/1994	F	10	2009-10	X			
Wilson, Susannah	5/27/1995	F	10	2009-10	X			
Belt, McKenzi	12/22/1994	F	10	2009-10	X			
Whitson, Emily	9/07/1995	F	10	2009-10	X			
Clark, Eliza	4/05/1993	F	12	2007-08	X			
De La Paz, Erica	2/12/1993	F	12	2007-08	X			
Jones, Erin	4/12/1994	F	11	2008-09	X			
Cook, Taylor	12/04/1992	F	12	2007-08	X			
Drennan, Taylor	11/08/1994	F	10	2009-10	X			
Page, Emily	10/20/1993	F	11	2008-09	X			
Curry, Kaitlyn	2/16/1994	F	11	2008-09	X			
Whelan, Savanna	7/24/1995	F	10	2009-10	X			
Guthrie, Madison	11/08/1996	F	9	2010-11	X			
Calhoun, Vashti	11/07/1993	F	11	2008-09	X			
Massad, Haley	7/23/1994	F	11	2008-09	X			
Kohler, Alex	9/04/1997	F	8	-				X
Thompson, Molly	2/24/1997	F	8	-				X
Benzing, Rachel	10/10/1996	F	8	-				X
Miller, Kye	8/09/1996	F	8	-				X
Hern, Stephanie	10/02/1996	F	8	-				X
Grover, Amy	11/09/1995	F	9	2010		X		
Sigler, Riley	6/11/1996	F	8	-				X
Column Totals for this page					18	1	0	6

[Handwritten Signature]
Authorized Signature

4/15/11
Date



KENTUCKY HIGH SCHOOL ATHLETIC ASSOCIATION ANNUAL INTERSCHOLASTIC ATHLETICS PARTICIPATION LIST

KHSAA Form GE03
Rev. 04/07

A. School	Paducah Tilghman
B. School Year	2010 - 2011
C. Total Varsity Athletes plus cheerleading participants (grand total of column 6 for all pages)	256
D. Total Non-Varsity Athletes (grade 9-12, grand total of column 7 of all pages)	136
E. Total below Grade 9 who played varsity (grand total of column 8 of all pages)	26
F. Total below Grade 9 who played non-varsity (grand total of column 9 of all pages)	52

(1) Name of Student (First Last or Last, First)	(2) Birth Date MM/DD/YYYY	(3) Sex M or F	(4) Current Class in School	(5) School Year of First Promotion from Grade Eight	(6) This grade 9- 12 student's highest participation level this year in any sport was the varsity level ("X") or in cheer at any level ("C")	(7) This grade 9- 12 student's highest level of participation in any sport this year was the non- varsity level ("X")	(8) This below grade 9 student's highest level of participation in any sport this year was the varsity level ("X")	(9) This below grade 9 student's highest level of participation in any sport this year was the non- varsity level ("X")
Ladd, Brenna	6/01/1996	F	9	2010-11				X
Doolittle, Emily	11/26/1996	F	8	-				X
Patterson, Kendra	01/12/1993	F	12	2007-08	X			
Prather, Laquesha	08/17/1992	F	12	2007-08	X			
Itiavkase, Ngoodo	6/10/1994	F	11	2008-09	X			
Jackson, Breonna	7/25/1992	F	12	2007-08	X			
Shumpert, Chelsey	05/20/1995	F	10	2009-10	X			
Skinner, Destiny	07/07/1994	F	11	2008-09	X			
Youngblood, Erica	3/19/1996	F	9	2010-11	X	X		
Buchanon, Meko	10/30/1994	F	10	2009-10	X	X		
Allen-Woods, Keonna	10/05/1995	F	9	2010-11	X	X		
Brown, Arius	5/15/1996	F	9	2010-11	X	X		
Gardner, Kyva	02/26/1996	F	9	2010-11	X	X		
Horne, Claudia	09/11/1993	F	10	2009-10	X	X		
Taylor, Alexis	01/01/1994	F	11	2008-09	X	X		
Marthel, Cassaundra	05/17/1995	F	10	2009-10	X	X		
Brown, Paytra	6/08/1993	F	12	2007-08	X			
Davis, Skyy	2/10/1994	F	11	2008-09	X	X		
Humphrey, Karlee	7/03/1996	F	8	-	X	X		
Belt, McKenzi	12/22/1994	F	10	2009-10	X	X		
Kohler, Alex	09/04/1997	F	8	-	X	X		
Brown, Chelsie	10/09/1994	F	10	2009-10	X			
Flowers, Sydney	10/07/1992	F	12	2007-08	X			
Allen, Idalis	4/12/1995	F	10	2009-10				X
Gray, Aleesia	5/12/1995	F	10	2009-10				X
Column Totals for this page					21	12	0	4

[Handwritten Signature]
Authorized Signature

4/15/11
Date



KENTUCKY HIGH SCHOOL ATHLETIC ASSOCIATION ANNUAL INTERSCHOLASTIC ATHLETICS PARTICIPATION LIST

KHSAA Form GE03
Rev. 04/07

A. School	Paducah Tilghman	
B. School Year	2010 - 2011	
C. Total Varsity Athletes plus cheerleading participants (grand total of column 6 for all pages)		256
D. Total Non-Varsity Athletes (grade 9-12, grand total of column 7 of all pages)		136
E. Total below Grade 9 who played varsity (grand total of column 8 of all pages)		26
F. Total below Grade 9 who played non-varsity (grand total of column 9 of all pages)		52

(1) Name of Student (First Last or Last, First)	(2) Birth Date MM/DD/YYYY	(3) Sex M or F	(4) Current Class in School	(5) School Year of First Promotion from Grade Eight	(6) This grade 9- 12 student's highest participation level this year in any sport was the varsity level ("X") or in cheer at any level ("C")	(7) This grade 9- 12 student's highest level of participation in any sport this year was the non- varsity level ("X")	(8) This below grade 9 student's highest level of participation in any sport this year was the varsity level ("X")	(9) This below grade 9 student's highest level of participation in any sport this year was the non- varsity level ("X")
Humphrey, Karlee	7/03/1996	F	8	-			X	
Smith, Joya	8/19/1997	F	8	-			X	
Smith, Jalisa	8/19/1997	F	8	-				X
Tyler, Shaelyn	3/31/1998	F	7	-			X	X
Chapman, Kalli	11/07/1994	F	10	2009-10			X	
Lowry, Shelby	11/13/1996	F	8	-				X
Mackins, Tyeshia	4/30/1996	F	9	2010-11				X
Patterson, Shatoria	4/01/1995	F	10	2009-10				X
Herndon, Cassidy	8/14/1997	F	8	-				X
Morgan, Layne	11/25/1997	F	7	-				X
Duwe, Brooklyn	9/02/1997	F	8	-				X
Kohler, Alex	9/04/1997	F	8	-			X	X
Belt, McKenzie	12/22/1994	F	10	2009-10			X	
Patterson, Kendra	1/12/1993	F	12	2007-08			X	
Durbin, Stephanie	6/22/1993	F	12	2007-08	X			
Yocum, Emily	10/08/1992	F	12	2007-08	X			
Curry, Kaitlyn	2/16/1994	F	11	2008-09	X	X		
Underwood, Meredith	5/11/1993	F	11	2008-09		X		
Potter, Victoria	5/01/1995	F	10	2009-10	X	X		
Paxton, Katie	10/26/1994	F	10	2009-10	X	X		
Harris, Sarah	6/19/1995	F	10	2009-10	X	X		
Hines, Margaret	4/26/1995	F	10	2009-10	X	X		
Allen, India	7/20/1995	F	10	2009-10		X		
Razban, Yasmin	7/08/1996	F	9	2010-11		X		
Mayes, Alexandria	5/08/1999	F	6	-				X
Column Totals for this page					7	8	7	10

[Handwritten Signature]

Authorized Signature

4/11/15
Date



KENTUCKY HIGH SCHOOL ATHLETIC ASSOCIATION ANNUAL INTERSCHOLASTIC ATHLETICS PARTICIPATION LIST

A. School	Paducah Tilghman
B. School Year	2010 - 2011
C. Total Varsity Athletes plus cheerleading participants (grand total of column 6 for all pages)	256
D. Total Non-Varsity Athletes (grade 9-12, grand total of column 7 of all pages)	136
E. Total below Grade 9 who played varsity (grand total of column 8 of all pages)	26
F. Total below Grade 9 who played non-varsity (grand total of column 9 of all pages)	52

(1) Name of Student (First Last or Last, First)	(2) Birth Date MM/DD/YYYY	(3) Sex M or F	(4) Current Class in School	(5) School Year of First Promotion from Grade Eight	(6) This grade 9-12 student's highest participation level this year in any sport was the varsity level ("X") or in cheer at any level ("C")	(7) This grade 9-12 student's highest level of participation in any sport this year was the non-varsity level ("X")	(8) This below grade 9 student's highest level of participation in any sport this year was the varsity level ("X")	(9) This below grade 9 student's highest level of participation in any sport this year was the non-varsity level ("X")
Cappock, Grace	9/20/1996	F	8	-			X	X
Lasher, Anne	6/12/1997	F	8	-			X	X
West, Emily	5/07/1998	F	7	-			X	X
Waggoner, Chloe	11/10/1997	F	7	-				X
Chambers, Madelyn	8/29/1997	F	7	-			X	X
Shannon, Molly	5/22/1998	F	7	-				X
Golightly, Madison	5/23/1998	F	6	-				X
Zaninovich, Julia	9/27/1993	F	12	2007-08	C			
Williams, Kortney	10/08/1992	F	12	2007-08	C			
Mayes, Shelby	5/28/1993	F	12	2007-08	C			
Carner, Olivia	2/11/1994	F	11	2008-09	C			
Curry, Kaitlyn	2/16/1994	F	11	2008-09	C			
Massad, Haley	7/23/1994	F	11	2008-09	C			
Underwood, Meredith	5/11/1993	F	11	2008-09	C			
Wyant, Mary	10/12/1993	F	11	2008-09	C			
Ayers, Emilie	6/28/1994	F	11	2008-09	C			
Potter, Victoria	5/11/1995	F	10	2009-10	C			
Cunningham, Aliyah	11/14/1994	F	10	2009-10	C			
Clifton, Chantell	10/26/1994	F	10	2009-10	C			
Razban, Yasmin	7/08/1996	F	9	2010-11	C			
Column Totals for this page					13	0	4	7

4/15/11



KENTUCKY HIGH SCHOOL ATHLETIC ASSOCIATION ANNUAL INTERSCHOLASTIC ATHLETICS PARTICIPATION LIST

KHSAA Form GE03
Rev. 04/07

A. School	Paducah Tilghman
B. School Year	2010 - 2011
C. Total Varsity Athletes plus cheerleading participants (grand total of column 6 for all pages)	256
D. Total Non-Varsity Athletes (grade 9-12, grand total of column 7 of all pages)	136
E. Total below Grade 9 who played varsity (grand total of column 8 of all pages)	26
F. Total below Grade 9 who played non-varsity (grand total of column 9 of all pages)	52

(1) Name of Student (First Last or Last, First)	(2) Birth Date MM/DD/YYYY	(3) Sex M or F	(4) Current Class in School	(5) School Year of First Promotion from Grade Eight	(6) This grade 9- 12 student's highest participation level this year in any sport was the varsity level ("X") or in cheer at any level ("C")	(7) This grade 9- 12 student's highest level of participation in any sport this year was the non- varsity level ("X")	(8) This below grade 9 student's highest level of participation in any sport this year was the varsity level ("X")	(9) This below grade 9 student's highest level of participation in any sport this year was the non- varsity level ("X")
Miller, Derek	04/16/1998	M	8	-			X	
Rodriguez, Jay	06/02/1995	M	9	2010-11	X			
Mendiola, Ken John	09/18/1996	M	7	-			X	
Mendiola, Ken Chris	01/22/1998	M	6	-				X
Little, Will	04/16/1998	M	6	-				X
Deberry, Rashiki	06/03/1995	M	9	2010-11	X			
Rosario, Frank	01/11/1995	M	10	2009-10	X			
Gagnon, Eddie	09/01/1993	M	11	2008-09	X			
McIntosh, Sean	10/20/1992	M	12	2007-08	X			
Snow, Greg	09/10/1995	M	9	2010-11	X			
Lastinger, Andrew	04/06/1996	M	9	2010-11	X			
Wynee, Andrew	09/23/1993	M	11	2008-09	X			
Pitman, Zach	11/30/1992	M	12	2007-08	X			
Johnson, Derion	06/11/1995	M	10	2009-10	X			
Redfield, Ben	06/27/1996	M	9	2010-11	X			
Grubbs, Laguan	11/11/1992	M	12	2007-08	X			
Thompson, Zach	01/11/1994	M	10	2009-10	X			
Pina, Anthony	10/08/1993	M	10	2009-10	X			
Overstreet, Derik	08/08/1996	M	9	2010-11	X			
Jones, Leon	11/22/1994	M	11	2008-09	X			
McClain, Antoine	11/05/1993	M	11	2008-09		X		
Pettigrew, Michael	07/22/1994	M	10	2009-10	X			
Wilson, Quenon	09/26/1996	M	8	-				X
Hutcheson, Grant	11/30/1997	M	7	-				X
Ford, Heath	9/11/1997	M	7	-				X
Column Totals for this page					17	1	2	5

[Handwritten Signature]
Authorized Signature

4/15/11
Date



KENTUCKY HIGH SCHOOL ATHLETIC ASSOCIATION ANNUAL INTERSCHOLASTIC ATHLETICS PARTICIPATION LIST

KHSAA Form GE03
Rev. 04/07

A. School	Paducah Tilghman	
B. School Year	2010 - 2011	
C. Total Varsity Athletes plus cheerleading participants (grand total of column 6 for all pages)		256
D. Total Non-Varsity Athletes (grade 9-12, grand total of column 7 of all pages)		136
E. Total below Grade 9 who played varsity (grand total of column 8 of all pages)		26
F. Total below Grade 9 who played non-varsity (grand total of column 9 of all pages)		52

(1) Name of Student (First Last or Last, First)	(2) Birth Date MM/DD/YYYY	(3) Sex M or F	(4) Current Class in School	(5) School Year of First Promotion from Grade Eight	(6) This grade 9- 12 student's highest participation level this year in any sport was the varsity level ("X") or in cheer at any level ("C")	(7) This grade 9- 12 student's highest level of participation in any sport this year was the non- varsity level ("X")	(8) This below grade 9 student's highest level of participation in any sport this year was the varsity level ("X")	(9) This below grade 9 student's highest level of participation in any sport this year was the non- varsity level ("X")
Forrest, Josh	02/24/1992	M	12	2007-08	X			
Edmonds, Dujuan	05/12/1993	M	12	2007-08	X			
Harper, Chaveon	10/12/1992	M	12	2007-08	X			
Jackson, Deshaun	09/24/1992	M	12	2007-08	X			
Cole, Trevonte	01/02/1992	M	12	2007-08	X			
Frazier, Justin	06/09/1993	M	12	2007-08	X			
Wilson, Devon	02/27/1993	M	12	2007-08	X			
Harmon, Jadarion	01/18/1994	M	11	2008-09	X			
Schultz, Cody	02/09/1994	M	11	2008-09	X	X		
Key, Decardia	12/18/1992	M	11	2008-09	X	X		
Morrow, Dwayne	04/03/1994	M	11	2008-09		X		
Smith, Michael	06/12/1994	M	11	2008-09	X	X		
Brown, Darrius	01/18/1995	M	10	2009-10	X	X		
Harmon, Olajuwon	02/13/1995	M	10	2009-10	X	X		
Overstreet, Donald	09/15/1994	M	10	2009-10	X	X		
Youngblood, Eric	02/06/1994	M	10	2009-10		X		
Lee, Brandon	08/09/1994	M	10	2009-10		X		
Coghe, Matt	04/15/1994	M	10	2009-10		X		
Watson, Malik	08/25/1995	M	9	2010-11		X		
Nunn, Darrius	01/29/1996	M	9	2010-11		X		
Morris, Devontae	04/18/1994	M	9	2010-11		X		
Prather, Jonah	08/11/1995	M	9	2010-11		X		
Frazier, Quinn	10/25/1995	M	9	2010-11		X		
Chism, Jailon	05/08/1996	M	9	2010-11		X		
Strayhorn, Andre	10/16/1995	M	9	2010-11		X		
Column Totals for this page					14	17	0	0

[Handwritten Signature]

Authorized Signature

4/15/11

Date



KENTUCKY HIGH SCHOOL ATHLETIC ASSOCIATION ANNUAL INTERSCHOLASTIC ATHLETICS PARTICIPATION LIST

KHSAA Form GE03
Rev. 04/07

A. School	Paducah Tighman	
B. School Year	2010 - 2011	
C. Total Varsity Athletes plus cheerleading participants (grand total of column 6 for all pages)		256
D. Total Non-Varsity Athletes (grade 9-12, grand total of column 7 of all pages)		136
E. Total below Grade 9 who played varsity (grand total of column 8 of all pages)		26
F. Total below Grade 9 who played non-varsity (grand total of column 9 of all pages)		52

(1) Name of Student (First Last or Last, First)	(2) Birth Date MM/DD/YYYY	(3) Sex M or F	(4) Current Class in School	(5) School Year of First Promotion from Grade Eight	(6) This grade 9- 12 student's highest participation level this year in any sport was the varsity level ("X") or in cheer at any level ("C")	(7) This grade 9- 12 student's highest level of participation in any sport this year was the non- varsity level ("X")	(8) This below grade 9 student's highest level of participation in any sport this year was the varsity level ("X")	(9) This below grade 9 student's highest level of participation in any sport this year was the non- varsity level ("X")
Butler, Miles	06/23/1996	M	9	2010-11		X		
Spicer, Cole	08/02/1995	M	9	2010-11		X		
Ross, Gavin	03/22/1996	M	9	2010-11		X		
Davis, Mike	11/28/1995	M	9	2010-11		X		
Stroup, Palmer	3/24/1998	M	7	-			X	
Boyd, Jack	12/16/1997	M	7	-			X	
Noneman, Carter	10/28/1997	M	7	-			X	
Devine, Whit	7/10/1998	M	6	-			X	
Olsen, Quinn	3/31/1995	M	10	2009-10	X			
Humphrey, Jake	11/14/1995	M	9	2010-11	X	X		
Sigler, Brock	10/30/1994	M	10	2009-10	X	X		
Rowton, Aleksander	1/25/1994	M	11	2008-09	X	X		
Sigler, Jared	1/10/1993	M	12	2007-08	X			
Pea, Bishlam	12/18/1993	M	11	2008-09	X			
Wynne, Justin	9/23/1993	M	11	2008-09	X			
Holt, Justin	8/08/1995	M	9	2010-11	X	X		
De La Paz, Raul	6/25/1995	M	9	2010-11	X	X		
Watson, Griffin	11/15/1994	M	10	2009-10	X	X		
Lopez, Martine	9/12/1995	M	10	2009-10	X	X		
Robles, Francisco	7/23/1992	M	12	2007-08	X			
Hampton, Trae	3/04/1996	M	9	2010-11		X		
Herndon, Reid	4/22/1993	M	12	2007-08	X			
Scholl, Nathan	8/16/1992	M	12	2007-08	X			
Walden, Cason	7/20/1995	M	9	2010-11	X	X		
Column Totals for this page					15	13	4	0

[Handwritten Signature]

Authorized Signature

4/15/11

Date



KENTUCKY HIGH SCHOOL ATHLETIC ASSOCIATION ANNUAL INTERSCHOLASTIC ATHLETICS PARTICIPATION LIST

KHSAA Form GE03
Rev. 04/07

A. School	Paducah Tilghman
B. School Year	2010 - 2011
C. Total Varsity Athletes plus cheerleading participants (grand total of column 6 for all pages)	256
D. Total Non-Varsity Athletes (grade 9-12, grand total of column 7 of all pages)	136
E. Total below Grade 9 who played varsity (grand total of column 8 of all pages)	26
F. Total below Grade 9 who played non-varsity (grand total of column 9 of all pages)	52

(1) Name of Student (First Last or Last, First)	(2) Birth Date MM/DD/YYYY	(3) Sex M or F	(4) Current Class in School	(5) School Year of First Promotion from Grade Eight	(6) This grade 9- 12 student's highest participation level this year in any sport was the varsity level ("X") or in cheer at any level ("C")	(7) This grade 9- 12 student's highest level of participation in any sport this year was the non- varsity level ("X")	(8) This below grade 9 student's highest level of participation in any sport this year was the varsity level ("X")	(9) This below grade 9 student's highest level of participation in any sport this year was the non- varsity level ("X")
Brown, Rashad	2/05/1992	M	12	2007-08	X			
Johnson, Dontavien	5/08/1993	M	11	2008-09	X	X		
Murdock, Terrell	7/20/1995	M	10	2009-10	X	X		
Pearson, Don Torriyon	4/13/1995	M	10	2009-10		X		
Cox, Samuel	2/24/1993	M	12	2007-08	X			
Harmon, Jadarion	1/18/1994	M	11	2008-09	X			
Forrest, Joshua	2/24/1992	M	12	2007-08	X			
Jackson, Deshaun	9/24/1992	M	12	2007-08	X			
Edmonds, Dajuan	5/12/1993	M	12	2007-08	X			
Washington, Kenneth	4/29/1993	M	11	2008-09	X			
Sigler, Matthew	1/10/1993	M	12	2007-08	X			
Flynn, James	3/10/1994	M	10	2009-10	X	X		
Scholl, Nathan	8/16/1992	M	12	2007-08	X			
Spivey-Nunn, Darius	1/29/1996	M	9	2010-11	X			
Davis, Michael	11/28/1995	M	9	2010-11		X		
Hutson, William	2/17/1993	M	11	2008-09	X	X		
Tyler, Jordan	2/21/1996	M	9	2010-11		X		
Fitzgerald, D'Shon	8/09/1992	M	12	2007-08	X			
Butler, Miles	6/23/1996	M	9	2010-11	X	X		
Jones, Travon	3/04/1995	M	9	2010-11		X		
Key, Decardia	12/18/1992	M	11	2008-09	X			
Garnett, Darius	4/28/1995	M	10	2009-10	X	X		
Williams, Justin	10/04/1992	M	12	2007-08	X			
Davenport, Lavance	8/14/1995	M	9	2010-11		X		
Curry, Michael	12/07/1994	M	10	2009-10		X		
Column Totals for this page					19	12	0	0

[Handwritten Signature]
Authorized Signature

4/15/11
Date



KENTUCKY HIGH SCHOOL ATHLETIC ASSOCIATION ANNUAL INTERSCHOLASTIC ATHLETICS PARTICIPATION LIST

KHSAA Form GE03
Rev. 04/07

A. School	Paducah Tilghman
B. School Year	2010 - 2011
C. Total Varsity Athletes plus cheerleading participants (grand total of column 6 for all pages)	256
D. Total Non-Varsity Athletes (grade 9-12, grand total of column 7 of all pages)	136
E. Total below Grade 9 who played varsity (grand total of column 8 of all pages)	26
F. Total below Grade 9 who played non-varsity (grand total of column 9 of all pages)	52

(1) Name of Student (First Last or Last, First)	(2) Birth Date MM/DD/YYYY	(3) Sex M or F	(4) Current Class in School	(5) School Year of First Promotion from Grade Eight	(6) This grade 9-12 student's highest participation level this year in any sport was the varsity level ("X") or in cheer at any level ("C")	(7) This grade 9-12 student's highest level of participation in any sport this year was the non-varsity level ("X")	(8) This below grade 9 student's highest level of participation in any sport this year was the varsity level ("X")	(9) This below grade 9 student's highest level of participation in any sport this year was the non-varsity level ("X")
Coleman, Trevante	3/15/1995	M	9	2010-11		X		
Jordan, Shaquille	2/22/1993	M	11	2008-09	X			
Grubbs, La'Guan	11/11/1992	M	12	2007-08	X			
Frazier, Quenterrius	10/25/1992	M	9	2010-11		X		
Proffer, James	1/28/1993	M	11	2008-09	X			
Howard, James	10/17/1994	M	10	2009-10		X		
Hodge, Javarius	6/21/1993	M	11	2008-09	X			
Skinner, Matthew	2/28/1995	M	10	2009-10		X		
Jones, Joseph	12/02/1992	M	12	2007-08	X			
Riley, Jordan	7/02/1996	M	9	2010-11		X		
Smith, Christopher	12/02/1991	M	12	2007-08	X			
Carruthers, Ashon	6/03/1995	M	10	2009-10		X		
Nichols, Charles	6/07/1992	M	12	2007-08		X		
Reed, Javarro	12/18/1992	M	11	2008-09		X		
Calhoun, Kendall	12/27/1994	M	10	2009-10		X		
Mayes, DeAndre	9/03/1995	M	10	2009-10	X	X		
Jones, Leon	11/22/1994	M	10	2009-10	X	X		
Fitzgerald, Jerrel	5/30/1995	M	9	2010-11		X		
Bickerstaff, Elliot	6/02/1996	M	11	2008-09		X		
Lynn, Tyler	12/11/1994	M	10	2009-10	X			
Henderson, Adam	10/08/1992	M	12	2007-08	X			
Malone, Mason	8/14/1993	M	11	2008-09	X			
Meza, Jonathan	5/06/1992	M	12	2007-08	X			
Overstreet, Derick	8/08/1996	M	9	2010-11		X		
McClain, Antoine	11/05/1993	M	11	2008-09		X		
Column Totals for this page					12	15	0	0

[Handwritten Signature]

4/15/11



KENTUCKY HIGH SCHOOL ATHLETIC ASSOCIATION ANNUAL INTERSCHOLASTIC ATHLETICS PARTICIPATION LIST

KHSAA Form GE03
Rev. 04/07

A. School	Paducah Tilghman
B. School Year	2010 - 2011
C. Total Varsity Athletes plus cheerleading participants (grand total of column 6 for all pages)	256
D. Total Non-Varsity Athletes (grade 9-12, grand total of column 7 of all pages)	136
E. Total below Grade 9 who played varsity (grand total of column 8 of all pages)	26
F. Total below Grade 9 who played non-varsity (grand total of column 9 of all pages)	52

(1) Name of Student (First Last or Last, First)	(2) Birth Date MM/DD/YYYY	(3) Sex M or F	(4) Current Class in School	(5) School Year of First Promotion from Grade Eight	(6) This grade 9- 12 student's highest participation level this year in any sport was the varsity level ("X") or in cheer at any level ("C")	(7) This grade 9- 12 student's highest level of participation in any sport this year was the non- varsity level ("X")	(8) This below grade 9 student's highest level of participation in any sport this year was the varsity level ("X")	(9) This below grade 9 student's highest level of participation in any sport this year was the non- varsity level ("X")
Stuart, William	10/01/1995	M	9	2010-11		X		
Washum, Ronald	11/24/1992	M	11	2008-09	X			
Prather, Jonah	8/11/1995	M	9	2010-11		X		
Jefferson, Nejwan	10/04/1992	M	12	2007-08	X			
Wells, Justin	11/30/1995	M	9	2010-11		X		
Flemons, Christopher	12/19/1994	M	10	2009-10		X		
Youngblood, Eric	2/06/1994	M	10	2009-10		X		
Flemons, Javarius	9/30/1993	M	11	2008-09		X		
Oatman, Logan	01/13/1996	M	9	2010-11	X			
Thompson, Taylor	08/21/1996	M	8	-			X	
Ali, Hasaan	05/05/1998	M	7	-			X	
Beans, Landon	9/30/1993	M	12	2007-08	X			
Davis, Zirdrazieyal	4/30/1993	M	12	2007-08	X			
Jones, Adam	9/02/1992	M	12	2007-08	X			
Robles, Francisco	7/23/1992	M	12	2007-08	X			
Harben, James	5/25/1994	M	11	2008-09	X			
Pea, Bishlam	12/18/1993	M	11	2008-09	X			
Lopez, Martine	9/12/1995	M	10	2009-10	X			
Morris, Zach	7/23/1995	M	10	2009-10	X			
Boyd, Alex	10/10/1994	M	10	2009-10	X			
Story, Alex	10/01/1995	M	9	2010-11	X			
Shannon, Mack	8/07/1995	M	9	2010-11	X			
Herndon, Colin	7/18/1995	M	10	2009-10	X	X		
Smith, Will	11/13/1995	M	9	2010-11	X	X		
Butler, Miles	6/23/1996	M	9	2010-11	X	X		
Column Totals for this page					17	9	2	0

[Signature]
Authorized Signature

4/15/11
Date



KENTUCKY HIGH SCHOOL ATHLETIC ASSOCIATION ANNUAL INTERSCHOLASTIC ATHLETICS PARTICIPATION LIST

KHSAA Form GE03
Rev. 04/07

A. School	Paducah Tilghman
B. School Year	2010 - 2011
C. Total Varsity Athletes plus cheerleading participants (grand total of column 6 for all pages)	256
D. Total Non-Varsity Athletes (grade 9-12, grand total of column 7 of all pages)	136
E. Total below Grade 9 who played varsity (grand total of column 8 of all pages)	26
F. Total below Grade 9 who played non-varsity (grand total of column 9 of all pages)	52

(1) Name of Student (First Last or Last, First)	(2) Birth Date MM/DD/YYYY	(3) Sex M or F	(4) Current Class in School	(5) School Year of First Promotion from Grade Eight	(6) This grade 9- 12 student's highest participation level this year in any sport was the varsity level ("X") or in cheer at any level ("C")	(7) This grade 9- 12 student's highest level of participation in any sport this year was the non- varsity level ("X")	(8) This below grade 9 student's highest level of participation in any sport this year was the varsity level ("X")	(9) This below grade 9 student's highest level of participation in any sport this year was the non- varsity level ("X")
Mattingly, Hayden	7/11/1994	M	10	2009-10	X			
Holtgrewe, Adam	9/17/1993	M	11	2008-09	X			
Lopez, Alex	10/28/1992	M	11	2008-09	X			
Holtgrewe, Jacob	10/23/1995	M	9	2010-11	X			
Shannon, Mack	8/07/1995	M	9	2010-11	X	X		
Noneman, Eli	7/11/1996	M	8	-	X	X		
Zaninovich, Andrew	10/13/1995	M	9	2010-11		X		
Beck, Gordon	11/25/1992	M	12	2010-11	X	X		
Kight, Chris	12/13/1992	M	12	2007-08	X			
Kirby, Brent	7/12/1993	M	11	2008-09	X			
Loe, Nick	8/15/1993	M	11	2008-09	X			
Riley, Donovan	4/15/1993	M	11	2008-09	X			
Strahan, Zach	9/20/1994	M	11	2008-09	X			
Barker, William	7/05/1994	M	11	2008-09	X			
Boyd, Alex	10/10/1994	M	10	2009-10	X			
Frazier, Jarred	6/09/1993	M	11	2008-09	X			
Brown, Kyler	6/13/1995	M	10	2009-10	X			
Blankenship, Jacob	8/20/1995	M	10	2009-10	X			
Hampton, Trae	3/04/1996	M	9	2010-11	X			
Smith, Jay	11/25/1997	M	7	-	X			
Kight, Ion	3/06/1997	M	7	-	X			
Patterson, Isaiah	10/14/1996	M	7	-	X			
Bickerstaff, Elliot	6/02/1996	M	9	2010-11	X	X		
Chism, Jalon	5/08/1996	M	9	2010-11	X	X		
Coleman, Trevante	3/15/1995	M	9	2010-11	X	X		
Column Totals for this page					24	7	0	0

Handwritten Signature

Authorized Signature

4/15/11

Date



KENTUCKY HIGH SCHOOL ATHLETIC ASSOCIATION ANNUAL INTERSCHOLASTIC ATHLETICS PARTICIPATION LIST

KHSAA Form GE03
Rev. 04/07

A. School Paducah Tilghman

B. School Year 2010 - 2011

C. Total Varsity Athletes plus cheerleading participants (grand total of column 6 for all pages) 256

D. Total Non-Varsity Athletes (grade 9-12, grand total of column 7 of all pages) 136

E. Total below Grade 9 who played varsity (grand total of column 8 of all pages) 26

F. Total below Grade 9 who played non-varsity (grand total of column 9 of all pages) 52

(1) Name of Student (First Last or Last, First)	(2) Birth Date MM/DD/YYYY	(3) Sex M or F	(4) Current Class in School	(5) School Year of First Promotion from Grade Eight	(6) This grade 9- 12 student's highest participation level this year in any sport was the varsity level ("X") or in cheer at any level ("C")	(7) This grade 9- 12 student's highest level of participation in any sport this year was the non- varsity level ("X")	(8) This below grade 9 student's highest level of participation in any sport this year was the varsity level ("X")	(9) This below grade 9 student's highest level of participation in any sport this year was the non- varsity level ("X")
Davenport, Lavance	8/14/1995	M	9	2010-11		X		
Frazier, Quenterrius	10/25/1995	M	9	2010-11	X	X		
Holtgrewe, Jacob	10/23/1995	M	9	2010-11		X		
Overstreet, Derek	8/08/1996	M	9	2010-11	X	X		
Riley, Jordan	7/02/1996	M	9	2010-11		X		
Shannon, Mack	8/07/1995	M	9	2010-11		X		
Shutika, Travis	6/16/1995	M	9	2010-11		X		
Smith, Will	11/13/1995	M	9	2010-11		X		
Stuart, Will	10/01/1995	M	9	2010-11		X		
Story, Alex	10/01/1995	M	9	2010-11		X		
Tyler, Jordan	2/21/1996	M	9	2010-11	X	X		
Walden, Cason	7/20/1995	M	9	2010-11		X		
Spivey-Nunn, Darius	1/29/1996	M	9	2010-11	X			
Calhoun, Kendall	12/27/1994	M	10	2009-10	X			
Flemmons, Chris	12/19/1994	M	10	2009-10		X		
Garnett, Darius	4/28/1995	M	10	2009-10	X			
Herndon, Colin	7/18/1995	M	10	2009-10		X		
Howard, James	10/17/1994	M	10	2009-10		X		
Jones, Tylek	12/15/1994	M	10	2009-10		X		
Skinner, Matt	2/28/1995	M	10	2009-10		X		
Smith, Maken	6/15/1995	M	10	2009-10		X		
Thompson, Arjon	6/02/1994	M	10	2009-10	X			
Young, Tomaz	8/29/1995	M	10	2009-10		X		
Pearson, Don Torriyon	4/13/1995	M	10	2009-10	X	X		
Column Totals for this page					8	20	0	0

This is page - 14 of 17

[Handwritten Signature]

Authorized Signature

4/15/11
Date



KENTUCKY HIGH SCHOOL ATHLETIC ASSOCIATION ANNUAL INTERSCHOLASTIC ATHLETICS PARTICIPATION LIST

KHSAA Form GE03
Rev. 04/07

A. School	Paducah Tilghman	
B. School Year	2010 - 2011	
C. Total Varsity Athletes plus cheerleading participants (grand total of column 6 for all pages)		256
D. Total Non-Varsity Athletes (grade 9-12, grand total of column 7 of all pages)		136
E. Total below Grade 9 who played varsity (grand total of column 8 of all pages)		26
F. Total below Grade 9 who played non-varsity (grand total of column 9 of all pages)		52

(1) Name of Student (First Last or Last, First)	(2) Birth Date MM/DD/YYYY	(3) Sex M or F	(4) Current Class in School	(5) School Year of First Promotion from Grade Eight	(6) This grade 9- 12 student's highest participation level this year in any sport was the varsity level ("X") or in cheer at any level ("C")	(7) This grade 9- 12 student's highest level of participation in any sport this year was the non- varsity level ("X")	(8) This below grade 9 student's highest level of participation in any sport this year was the varsity level ("X")	(9) This below grade 9 student's highest level of participation in any sport this year was the non- varsity level ("X")
Harben, James	5/25/1994	M	11	2008-09		X		
Hodge, Javarius	6/21/1993	M	11	2008-09	X			
Hutson, Will	2/17/1993	M	11	2008-09	X			
Johnson, Dontavion	5/08/1993	M	11	2008-09	X	X		
Kilby, Kevin	2/08/1993	M	11	2008-09	X			
Malone, Mason	8/14/1993	M	11	2008-09	X			
Pea, Bishlam	12/18/1993	M	11	2008-09	X			
Washington, Kenneth	4/29/1993	M	11	2008-09	X			
Washum, Ronald	11/24/1992	M	11	2008-09	X			
Wynne, Justin	9/23/1993	M	11	2008-09	X			
Harmon, Jadarion	1/18/1994	M	11	2008-09	X			
Beans, Landon	9/30/1993	M	12	2007-08	X			
Brown, Rashad	2/05/1992	M	12	2007-08	X			
Carruthers, Jesse	7/25/1993	M	12	2007-08	X			
Davis, Zirdrazieyal	4/30/1993	M	12	2007-08	X			
Fitzgerald, D'Shon	8/09/1992	M	12	2007-08	X			
Jefferson, Nejwan	10/04/1992	M	12	2007-08	X			
Jones, Adam	9/02/1992	M	12	2007-08	X			
Jones, Joseph	12/02/1992	M	12	2007-08	X			
Smith, Chris	12/02/1991	M	12	2007-08	X			
Cox, Sam	2/24/1993	M	12	2007-08	X			
Nance, Chris	8/22/1992	M	12	2007-08	X			
Kettler, Blake	7/05/1993	M	11	2008-09	X			
Blakenship, Jacob	8/20/1995	M	10	2009-10	X			
Column Totals for this page					23	2	0	0

[Handwritten Signature]
Authorized Signature

4/15/11
Date



KENTUCKY HIGH SCHOOL ATHLETIC ASSOCIATION ANNUAL INTERSCHOLASTIC ATHLETICS PARTICIPATION LIST

KHSAA Form GE03
Rev. 04/07

A. School	Paducah Tilghman
B. School Year	2010 - 2011
C. Total Varsity Athletes plus cheerleading participants (grand total of column 6 for all pages)	256
D. Total Non-Varsity Athletes (grade 9-12, grand total of column 7 of all pages)	136
E. Total below Grade 9 who played varsity (grand total of column 8 of all pages)	26
F. Total below Grade 9 who played non-varsity (grand total of column 9 of all pages)	52

(1) Name of Student (First Last or Last, First)	(2) Birth Date MM/DD/YYYY	(3) Sex M or F	(4) Current Class in School	(5) School Year of First Promotion from Grade Eight	(6) This grade 9- 12 student's highest participation level this year in any sport was the varsity level ("X") or in cheer at any level ("C")	(7) This grade 9- 12 student's highest level of participation in any sport this year was the non- varsity level ("X")	(8) This below grade 9 student's highest level of participation in any sport this year was the varsity level ("X")	(9) This below grade 9 student's highest level of participation in any sport this year was the non- varsity level ("X")
Cook, Logan	11/20/1994	M	10	2009-10	X			
Craft, Jonathan	2/28/1995	M	10	2009-10	X			
Hertter, Zain	7/14/1995	M	10	2009-10		X		
Smith, Rodgeric	8/10/1995	M	10	2009-10	X			
Harmon, Hunter	11/25/1995	M	9	2010-11	X			
Holt, Justin	8/08/1995	M	9	2010-11	X			
Nance, Corey	12/13/1995	M	9	2010-11	X			
Lastinger, Andrew	4/06/1996	M	9	2010-11	X			
Butler, Miles	6/23/1996	M	9	2010-11	X			
Strayhorn, Andre	10/16/1995	M	9	2010-11	X			
Davis, Mikey	11/28/1995	M	9	2010-11	X	X		
White, Jeremiah	4/14/1995	M	9	2010-11	X			
Armstrong, Arron	11/28/1996	M	8	-			X	
Blankenship, Justin	5/21/1997	M	8	-				X
Carder, Christian	1/20/1997	M	8	-				X
Hawkins, Nathan	10/05/1996	M	8	-			X	
Scarborough, Tyler	10/18/1996	M	8	-				X
Shelley, Keynan	2/04/1997	M	8	-				X
Reeves, Alex	7/19/1997	M	7	-				X
Travis, Ryan	10/09/1997	M	7	-				X
Butler, Reese	3/03/1998	M	7	-				X
Rowton, Ethan	7/31/1992	M	12	2007-08	X			
Schiff, Elliot	11/07/1992	M	12	2007-08	X			
Rowton, Alek	1/25/1994	M	11	2008-09	X			
Caglayan, Dennis	10/21/1992	M	12	2007-08	X			
Column Totals for this page					15	2	2	7

[Handwritten Signature]

Authorized Signature

4/15/11
Date



KENTUCKY HIGH SCHOOL ATHLETIC ASSOCIATION ANNUAL INTERSCHOLASTIC ATHLETICS PARTICIPATION LIST

KHSAA Form GE03
Rev. 04/07

A. School	Paducah Tilghman				
B. School Year	2010 - 2011				
C. Total Varsity Athletes plus cheerleading participants (grand total of column 6 for all pages)					256
D. Total Non-Varsity Athletes (grade 9-12, grand total of column 7 of all pages)					136
E. Total below Grade 9 who played varsity (grand total of column 8 of all pages)					26
F. Total below Grade 9 who played non-varsity (grand total of column 9 of all pages)					52

(1) Name of Student (First Last or Last, First)	(2) Birth Date MM/DD/YYYY	(3) Sex M or F	(4) Current Class in School	(5) School Year of First Promotion from Grade Eight	(6) This grade 9-12 student's highest participation level this year in any sport was the varsity level ("X") or in cheer at any level ("C")	(7) This grade 9-12 student's highest level of participation in any sport this year was the non-varsity level ("X")	(8) This below grade 9 student's highest level of participation in any sport this year was the varsity level ("X")	(9) This below grade 9 student's highest level of participation in any sport this year was the non-varsity level ("X")
Winfield, Zack	3/16/1993	M	11	2008-09	X	X		
Sigler, Brock	10/30/1994	M	10	2009-10	X	X		
Morris, Zach	7/23/1995	M	10	2009-10	X	X		
Hertter, Zack	7/14/1995	M	10	2009-10	X	X		
Brown, Kyler	6/13/1995	M	10	2009-10		X		
Boyd, Alex	10/10/1994	M	10	2009-10	X	X		
Fernandez, Fernando	1/18/1995	M	10	2009-10	X	X		
Humphrey, Jacob	11/14/1995	M	9	2010-11		X		
Zaninovich, Andrew	10/13/1995	M	9	2010-11		X		
Shadoan, Parker	2/13/1997	M	8	-				X
Massad, Luke	7/17/1997	M	7	-				X
Rowton, Parker	5/20/1999	M	5	-				X
Jones, Matthew	4/07/2000	M	5	-				X
Column Totals for this page					6	9	0	4

This is page - 17 of 17 *[Signature]* 4/15/11
Authorized Signature Date